

Signify Classified - Internal
Cooper Lighting Solutions Photometric Lab
1121 Highway 74 South
Peachtree City, GA 30269



Scaled data based on original data using
LM-79-08 Approved Method: Electrical and Photometric Measurements of Solid-
State Lighting Products

Test Report Prepared for
Cooper Lighting Solutions
(formerly Eaton)

Brand: McGRAW-EDISON

Report Number: P1438452

Luminaire Tested: **GALN-SB5D-927-U-T4LG-HSS**

Issue Date: 03/27/202

This test was performed under the Supervised Manufacturer's Testing Program. The results of this test have not been influenced by sources from within Cooper Lighting Solutions or from external interests.

Report Generated By 670245763



Test Information

Test Method: LM-79-08
 Report Number: P1438452
 Test Lab: INNOVATION CENTER(G1)
 Issue Date: 03/27/202
 Manufacturer: COOPER LIGHTING SOLUTIONS (FORMERLY EATON)
 Product Line: McGRAW-EDISON
 Catalog Number: GALN-SB5D-927-U-T4LG-HSS
 Description: GALLEON II AREA AND ROADWAY HIGH DENSITY LUMINAIRE 900mA 5xLight
 Square PACKAGE 90CRI 2700K FIXTURE w/ TYPE IV LOW GLARE WITH HOUSE SIDE
 SHIELD
 Light Source: (130) 2700K CCT, 90 CRI LEDS
 Ballast/Driver: ELECTRONIC DRIVER
 Luminaire Equipment:

<u>Sample No.</u>	<u>Condition</u>	<u>Description</u>
a	good	reflector
b	good	lens
c	good	housing
d	good	cord

Summary

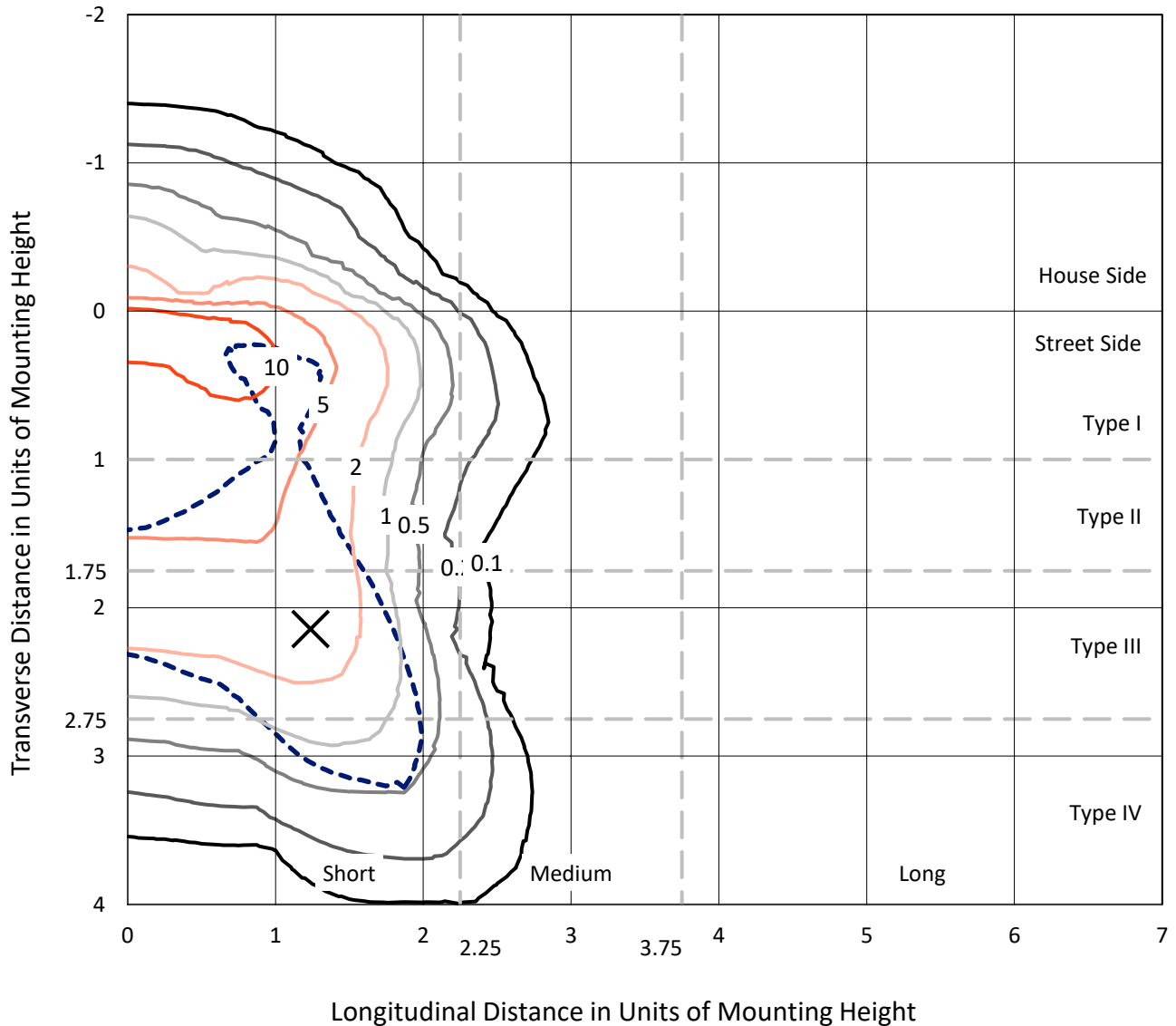
Lumens per Lamp: N/A
 Luminaire Lumens: 22675.1 lumens
 Efficiency: N/A
 Efficacy: 62.1 lumens/watt
 Luminous Opening: Rectangular (W 1.5' x L: 1' x H: 0')
 IES Classification: Type IV - Short
 BUG Rating: B2 - U0 - G3

 Input Watts (W): 364.9
 Input Voltage (V): 120
 Input Current (Ain): NR
 Voltage Rise (V): NR
 Power Factor: 0.97
 Total Harmonic Distortion (THDi): NR
 Frequency (hertz): 60
 Stabilization Time: NR
 Operation Time: NR
 Ambient Temperature (°C): NR
 Test Distance: 28.75 FT

REPORT NUMBER: P1438452
 CATALOG NUMBER: GALN-SB5D-927-U-T4LG-HSS

Iso-Footcandle Lines of Horizontal Illumination

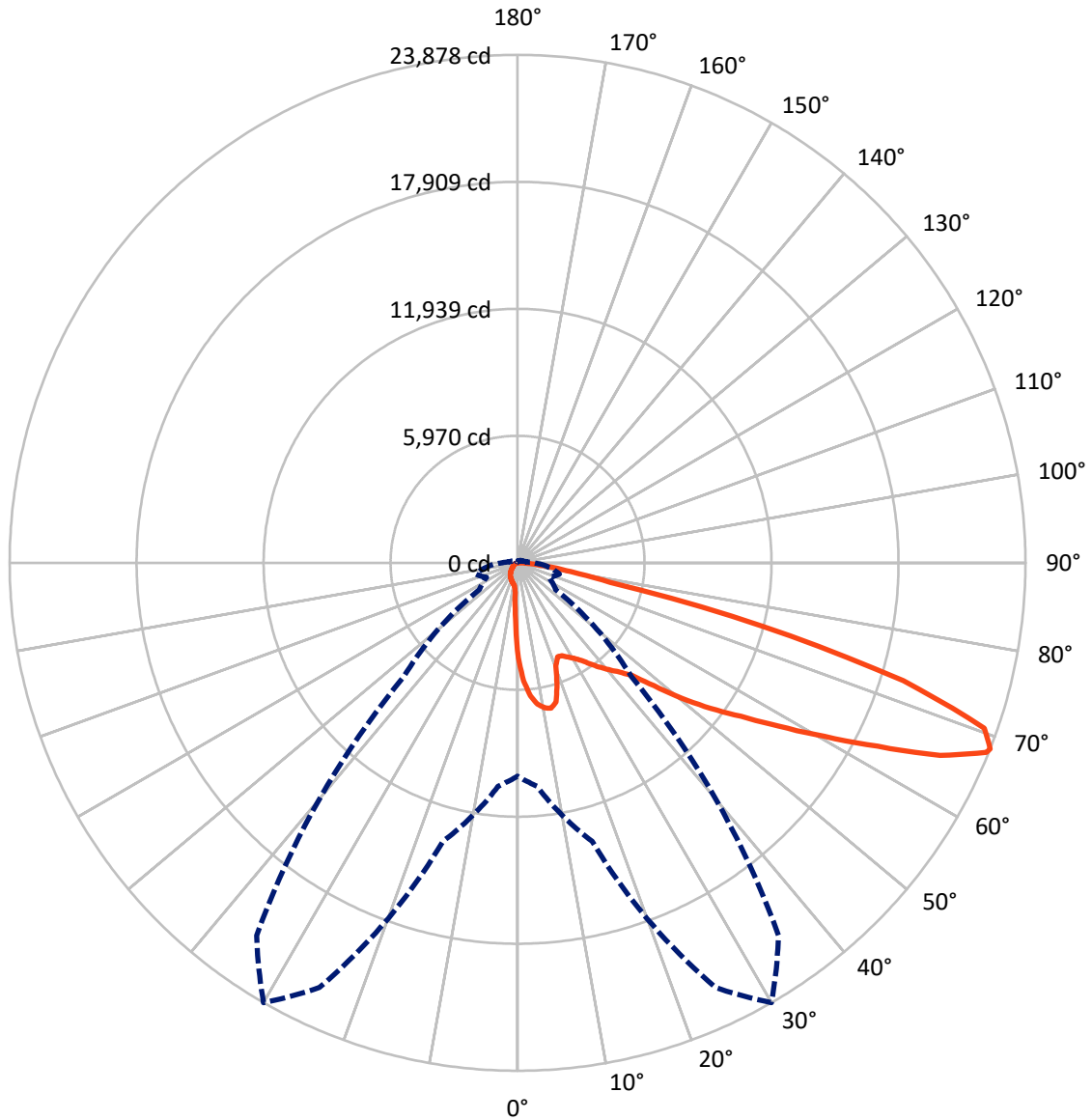
✕ Max cd
 - - - 1/2 Max cd



Based on 20 foot mounting height. Maximum calculated value = 17.1 fc
 Type IV - Short - N/A

REPORT NUMBER: P1438452
CATALOG NUMBER: GALN-SB5D-927-U-T4LG-HSS

Luminous Intensity Polar Plot



— Vertical Plane Through 30-Deg Lateral - - - Horizontal Cone Through 68-Deg Vertical

REPORT NUMBER: P1438452
 CATALOG NUMBER: GALN-SB5D-927-U-T4LG-HSS

FLUX DISTRIBUTION:

		Downward	Upward	Total
House Side	Lumens	1730.7	0.0	1730.7
	% Fixture	7.6	0.0	7.6
Street Side	Lumens	20944.4	0.0	20944.4
	% Fixture	92.4	0.0	92.4
Total	Lumens	22675.1	0.0	22675.1
	% Fixture	100.0	0.0	100.0

Coefficient of Utilization

ZONAL LUMENS:

Zone	Lumens	% Fixture
0°-10°	385.8	1.7
10°-20°	1101.5	4.9
20°-30°	1730.9	7.6
30°-40°	2714.8	12.0
40°-50°	4057.9	17.9
50°-60°	5398.3	23.8
60°-70°	5218.5	23.0
70°-80°	1875.9	8.3
80°-90°	191.4	0.8
90°-100°	0.0	0.0
100°-110°	0.0	0.0
110°-120°	0.0	0.0
120°-130°	0.0	0.0
130°-140°	0.0	0.0
140°-150°	0.0	0.0
150°-160°	0.0	0.0
160°-170°	0.0	0.0
170°-180°	0.0	0.0
0°-90°	22675.1	100.0
0°-180°	22675.1	100.0

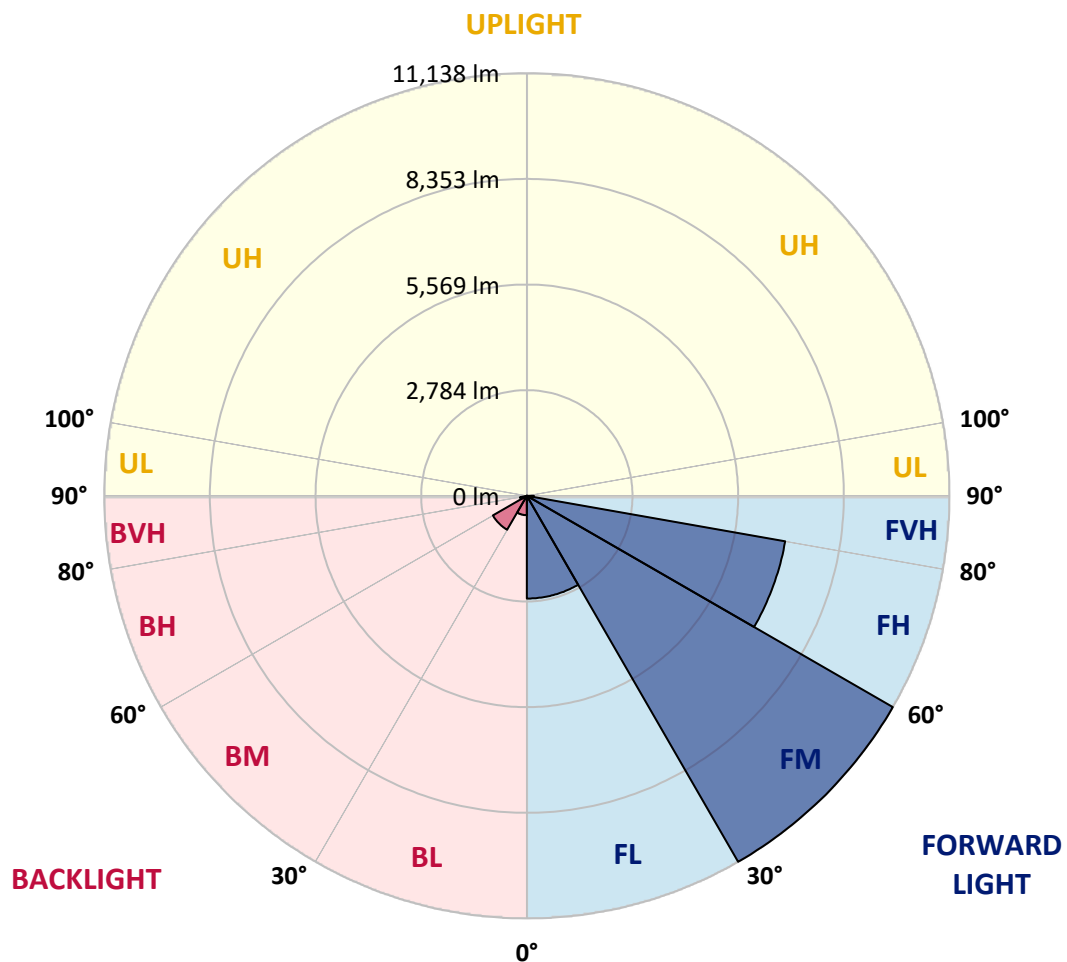


REPORT NUMBER: P1438452
 CATALOG NUMBER: GALN-SB5D-927-U-T4LG-HSS

LUMINAIRE CLASSIFICATION SYSTEM LUMEN TABLE AND BUG RATING:

Zone	Lumens	% Fixture	Zone Rating/Lumen Limit		
			B	U	G
FL (0°-30°)	2707.4	11.9			
FM (30°-60°)	11138.0	49.1			
FH (60°-80°)	6914.4	30.5			G3/7500
FVH (80°-90°)	184.6	0.8			G2/225
BL (0°-30°)	510.8	2.3	B2/1000		
BM (30°-60°)	1033.1	4.6	B2/2500		
BH (60°-80°)	180.0	0.8	B1/500		G1/500
BVH (80°-90°)	6.8	0.0			G0/10
UL (90°-100°)	0.0	0.0		U0/0	
UH (100°-180°)	0.0	0.0		U0/0	

BUG Rating: B2-U0-G3
 Type IV Short





REPORT NUMBER: P1438452

CATALOG NUMBER: GALN-SB5D-927-U-T4LG-HSS

CANDELA DISTRIBUTION (FULL):

	0°	5°	15°	25°	30°	35°	45°	55°	65°	75°	85°
0°	4471.3	4471.3	4471.3	4471.3	4471.3	4471.3	4471.3	4471.3	4471.3	4471.3	4471.3
2.5°	5714.8	5714.8	5674.0	5619.7	5558.5	5538.1	5422.6	5259.5	5089.6	4892.6	4607.2
5°	6448.7	6441.9	6360.3	6360.3	6278.8	6204.0	6088.5	5850.7	5578.9	5225.5	4729.5
7.5°	6774.8	6788.4	6754.5	6754.5	6706.9	6652.5	6584.6	6353.5	6034.2	5558.5	4851.8
10°	6890.4	6897.2	6897.2	6944.7	6931.1	6924.3	6917.5	6788.4	6455.5	5898.3	4980.9
12.5°	6611.8	6645.7	6740.9	6951.5	7019.5	7094.2	7196.1	7155.4	6924.3	6326.4	5178.0
15°	5714.8	5721.6	5986.6	6509.8	6788.4	7073.8	7468.0	7549.5	7400.0	6788.4	5381.8
17.5°	4715.9	4736.3	4946.9	5531.3	5979.8	6638.9	7624.2	7957.2	7902.8	7243.7	5572.1
20°	4301.4	4328.6	4430.5	4797.4	5137.2	5748.8	7468.0	8344.5	8364.9	7699.0	5748.8
22.5°	4206.2	4226.6	4308.2	4593.6	4804.2	5211.9	6937.9	8650.3	8888.2	8222.2	5959.4
25°	4179.1	4199.5	4321.8	4634.3	4831.4	5171.2	6455.5	8813.4	9506.5	8765.8	6163.3
27.5°	4158.7	4185.9	4382.9	4783.8	5014.9	5341.0	6367.1	8847.4	10097.7	9343.4	6496.2
30°	4185.9	4226.6	4484.8	4940.1	5205.1	5572.1	6577.8	8881.4	10750.0	10002.6	6917.5
32.5°	4294.6	4328.6	4641.1	5150.8	5456.6	5871.1	6937.9	9085.2	11368.4	10675.3	7318.5
35°	4416.9	4464.5	4838.2	5449.8	5816.7	6285.6	7427.2	9486.1	11959.6	11314.1	7733.0
37.5°	4566.4	4620.8	5069.2	5789.5	6210.8	6740.9	7957.2	10043.3	12482.8	11837.3	8147.5
40°	4770.2	4831.4	5334.3	6149.7	6605.0	7135.0	8480.4	10593.8	12883.8	12149.9	8419.3
42.5°	5572.1	5653.6	5864.3	6503.0	7012.7	7556.3	8996.9	11117.0	13033.2	12251.8	8473.6
45°	7067.0	7148.6	7094.2	7216.5	7556.3	8065.9	9560.9	11619.8	13053.6	12224.6	8446.5
47.5°	8568.8	8663.9	8616.3	8548.4	8623.1	8867.8	10192.8	11939.2	12944.9	12211.0	8446.5
50°	10002.6	9948.2	9955.0	9934.6	10002.6	10131.7	10804.4	12000.4	12917.7	12340.1	8521.2
52.5°	10770.4	10797.6	10967.5	11218.9	11368.4	11497.5	11504.3	12095.5	12720.7	12122.7	8432.9
55°	11524.7	11579.1	11973.2	12401.3	12734.3	12978.9	12204.2	12034.3	11545.1	11395.6	7970.8
57.5°	12374.1	12448.9	13006.1	13889.4	14473.8	14602.9	12897.3	10892.7	9771.5	10355.9	7073.8
60°	13542.9	13631.2	14371.9	15697.0	16566.8	16301.7	12951.7	9078.4	7760.1	8596.0	5837.1
62.5°	14460.2	14636.9	15975.6	18041.3	18999.5	18156.8	11939.2	6958.3	5422.6	6041.0	4260.6
65°	13481.7	13821.5	16002.8	20725.4	21833.1	20338.1	10349.1	4749.9	3057.9	3907.3	2724.9
67.5°	10899.5	11375.2	14208.8	22030.1	23776.5	21486.5	8147.5	2521.0	1753.2	2269.6	1433.8
68°	10029.8	10546.2	13549.7	22030.1	23878.4	21384.6	7563.1	2181.3	1617.3	2038.6	1243.5
70°	6931.1	7298.1	10417.1	20793.4	23280.4	19495.5	4980.9	1250.3	1216.3	1399.8	822.2
72.5°	3397.6	3791.7	5572.1	16478.4	18965.5	14983.5	2269.6	829.0	924.2	1026.1	645.5
75°	1352.3	1433.8	2194.9	8127.1	11850.9	9560.9	1189.2	625.2	795.0	801.8	509.6
77.5°	774.7	822.2	1216.3	2989.9	4444.1	4274.2	767.9	448.5	632.0	577.6	333.0
80°	434.9	441.7	686.3	1576.5	2541.4	2276.4	523.2	326.2	482.5	407.7	224.2
82.5°	217.4	244.6	434.9	869.8	1413.4	1447.4	278.6	231.0	387.3	292.2	183.5
85°	156.3	169.9	312.6	482.5	652.3	978.5	169.9	115.5	292.2	197.1	129.1
87.5°	81.5	101.9	197.1	237.8	265.0	333.0	81.5	54.4	163.1	115.5	68.0
90°	0.0	0.0	0.0	0.0	0.0	0.0	0.0	0.0	0.0	0.0	0.0



REPORT NUMBER: P1438452

CATALOG NUMBER: GALN-SB5D-927-U-T4LG-HSS

CANDELA DISTRIBUTION (continued):

	90°	95°	105°	115°	125°	135°	145°	155°	165°	175°	180°
0°	4471.3	4471.3	4471.3	4471.3	4471.3	4471.3	4471.3	4471.3	4471.3	4471.3	4471.3
2.5°	4471.3	4315.0	3995.6	3621.9	3329.7	3030.7	2786.0	2555.0	2446.3	2432.7	2459.9
5°	4450.9	4111.1	3384.0	2670.5	2086.1	1678.4	1454.2	1338.7	1277.5	1250.3	1257.1
7.5°	4410.1	3893.7	2731.7	1807.5	1352.3	1175.6	1121.2	1100.8	1094.0	1094.0	1094.0
10°	4369.3	3601.5	2092.9	1325.1	1107.6	1060.1	1046.5	1046.5	1039.7	1039.7	1046.5
12.5°	4348.9	3329.7	1624.1	1107.6	1032.9	1012.5	998.9	992.1	992.1	992.1	998.9
15°	4301.4	3030.7	1311.5	1026.1	985.3	958.1	951.3	944.5	944.5	944.5	944.5
17.5°	4260.6	2738.5	1141.6	971.7	937.7	910.6	903.8	897.0	897.0	903.8	903.8
20°	4199.5	2459.9	1026.1	917.4	890.2	863.0	856.2	849.4	856.2	856.2	856.2
22.5°	4124.7	2228.8	958.1	876.6	842.6	815.4	815.4	815.4	815.4	815.4	822.2
25°	4077.1	2065.7	910.6	829.0	795.0	774.7	767.9	767.9	781.5	781.5	788.2
27.5°	4151.9	2025.0	917.4	815.4	754.3	733.9	727.1	727.1	740.7	747.5	754.3
30°	4376.1	2099.7	998.9	856.2	727.1	693.1	686.3	686.3	706.7	713.5	720.3
32.5°	4634.3	2256.0	1121.2	910.6	706.7	652.3	638.8	638.8	659.1	665.9	672.7
35°	4987.7	2500.6	1284.3	958.1	720.3	611.6	584.4	584.4	598.0	611.6	618.4
37.5°	5443.0	2901.6	1474.6	992.1	720.3	564.0	530.0	523.2	536.8	536.8	543.6
40°	5918.6	3424.8	1671.6	992.1	686.3	516.4	482.5	462.1	468.9	462.1	468.9
42.5°	6183.7	3846.1	1841.5	930.9	645.5	468.9	434.9	407.7	400.9	387.3	394.1
45°	6333.2	4036.4	1793.9	863.0	604.8	434.9	394.1	360.1	346.6	326.2	326.2
47.5°	6333.2	4056.8	1535.7	808.6	564.0	407.7	353.4	319.4	299.0	278.6	285.4
50°	6258.4	3873.3	1216.3	754.3	516.4	380.5	319.4	292.2	265.0	251.4	251.4
52.5°	5945.8	3275.3	930.9	686.3	462.1	346.6	285.4	258.2	231.0	224.2	224.2
55°	5409.0	2405.5	754.3	618.4	414.5	319.4	258.2	237.8	210.7	197.1	197.1
57.5°	4396.5	1644.4	625.2	557.2	366.9	285.4	231.0	210.7	176.7	163.1	163.1
60°	3261.7	1073.6	530.0	489.3	312.6	258.2	203.9	176.7	149.5	135.9	129.1
62.5°	2201.7	727.1	441.7	387.3	265.0	224.2	176.7	149.5	115.5	88.3	88.3
65°	1372.6	564.0	366.9	305.8	231.0	197.1	149.5	115.5	81.5	61.2	54.4
67.5°	788.2	455.3	299.0	237.8	197.1	156.3	115.5	95.1	68.0	47.6	40.8
68°	727.1	434.9	278.6	224.2	183.5	149.5	108.7	88.3	61.2	40.8	40.8
70°	591.2	387.3	237.8	183.5	156.3	122.3	95.1	74.7	47.6	27.2	27.2
72.5°	523.2	326.2	203.9	142.7	108.7	101.9	74.7	54.4	34.0	20.4	13.6
75°	428.1	258.2	163.1	108.7	74.7	74.7	54.4	34.0	13.6	0.0	0.0
77.5°	278.6	190.3	129.1	68.0	40.8	47.6	34.0	13.6	0.0	0.0	0.0
80°	183.5	142.7	88.3	34.0	20.4	20.4	6.8	0.0	0.0	0.0	0.0
82.5°	129.1	95.1	54.4	13.6	6.8	6.8	0.0	0.0	0.0	0.0	0.0
85°	81.5	40.8	20.4	6.8	0.0	0.0	0.0	0.0	0.0	0.0	0.0
87.5°	34.0	13.6	6.8	0.0	0.0	0.0	0.0	0.0	0.0	0.0	0.0
90°	0.0	0.0	0.0	0.0	0.0	0.0	0.0	0.0	0.0	0.0	0.0

Signify Classified - Internal
Cooper Lighting Solutions Photometric Lab
1121 Highway 74 South
Peachtree City, GA 30269



LM-79-08: Approved Method: Electrical and Photometric Measurements of Solid-State Lighting Products

Report Prepared for

Cooper Lighting Solutions

(formerly Eaton)

McGRAW-EDISON

Report Number: SP1-2106-271-1

Luminaire Tested: GFLD-SA1-A-927-U-WR-X-BK

Test Date: 06/16/2021

Test Information

Test Method: LM-79-08
 Report Number: SP1-2106-271-1
 Test Lab: COOPER LIGHTING SOLUTIONS
 Photometer: SP1
 Measurement Geometry: 4π
 Issue Date: 06/16/2021
 Manufacturer: COOPER LIGHTING SOLUTIONS (FORMERLY EATON)
 Product Line: MCGRAW-EDISON
 Catalog Number: **GFLD-SA1-A-927-U-WR-X-BK**
 Description: MCGRAW EDISON

N6, BLACK

Spectral Parameters

CCT (K): 2747
 CIE u': 0.2598
 CIE v': 0.5293
 Duv: 0.0020
 CIE x: 0.4594
 CIE y: 0.4160
 CIE z: 0.1246
 Peak Wavelength (nm): 624
 Dominant Wavelength (nm): 583
 Purity: 63
 Rf: 93.1
 Rg: 98.2

CRI (Ra): 92.5
 R1: 92.3
 R2: 95.5
 R3: 97.5
 R4: 93.1
 R5: 91.8
 R6: 95.1
 R7: 92.9
 R8: 81.7
 R9: 58.3
 R10: 88.5
 R11: 93.7
 R12: 84.9
 R13: 93.0
 R14: 97.8



Test Conditions
 Stabilization Time: 198M
 Operation Time: 12H
 Room Temperature (°C) / RH%: 24.3/43%
 Sphere Temperature (°C): 24.2

REPORT NUMBER: SP1-2106-271-1

Measurement and Test Equipment			
Instrument	Identification Number	Calibration Date	Calibration Due Date
Photometer	76INCH SPHERE IN0058	1/31/2021	7/31/2021
Power Meter	XITRON 2801 IN0071	12/1/2020	12/1/2021
AC Power Source	CHROMA 61603 IN0063	12/1/2020	12/1/2021
DC Power Source	AGILENT E3634A IN0208	12/1/2020	12/1/2021
Sphere Thermometer	ONSET IN0085	12/1/2020	12/1/2021
Room Thermometer	ONSET IN0046	12/1/2020	12/1/2021

REPORT NUMBER: SP1-2106-271-1

CIE 1931 Chromaticity Diagram



CIE 1931 Chromaticity Diagram with 2017 ANSI 7-Step and 4-Step Quadrangles



Point lies inside the ANSI 2700K 4-step quadrangle

REPORT NUMBER: SP1-2106-271-1

Photopic Flux vs. Wavelength



#####

λ (nm)	Power (µW/nm)	Lumens (φ/nm)	λ (nm)	Power (µW/nm)	Lumens (φ/nm)	λ (nm)	Power (µW/nm)	Lumens (φ/nm)	λ (nm)	Power (µW/nm)	Lumens (φ/nm)	λ (nm)	Power (µW/nm)	Lumens (φ/nm)
360	649	NR	490	9819	NR	620	37806	NR	750	3792	NR	880	778	NR
365	535	NR	495	10995	NR	625	38173	NR	755	3383	NR	885	829	NR
370	546	NR	500	12186	NR	630	37677	NR	760	3071	NR	890	745	NR
375	624	NR	505	13274	NR	635	36852	NR	765	2656	NR	895	648	NR
380	611	NR	510	14396	NR	640	35711	NR	770	2297	NR	900	661	NR
385	569	NR	515	15467	NR	645	34820	NR	775	2076	NR	905	740	NR
390	512	NR	520	16543	NR	650	33278	NR	780	1860	NR	910	635	NR
395	465	NR	525	17716	NR	655	31397	NR	785	1717	NR	915	683	NR
400	418	NR	530	18837	NR	660	29663	NR	790	1494	NR	920	620	NR
405	411	NR	535	19916	NR	665	27479	NR	795	1276	NR	925	580	NR
410	439	NR	540	20679	NR	670	25115	NR	800	1183	NR	930	717	NR
415	565	NR	545	21563	NR	675	22916	NR	805	1161	NR	935	780	NR
420	866	NR	550	22521	NR	680	20799	NR	810	1065	NR	940	630	NR
425	1393	NR	555	23411	NR	685	18810	NR	815	970	NR	945	433	NR
430	2399	NR	560	24238	NR	690	16831	NR	820	1013	NR	950	676	NR
435	4305	NR	565	25148	NR	695	14867	NR	825	970	NR	955	802	NR
440	7544	NR	570	26216	NR	700	13210	NR	830	769	NR	960	645	NR
445	11003	NR	575	27219	NR	705	11593	NR	835	894	NR	965	620	NR
450	11015	NR	580	28466	NR	710	10403	NR	840	893	NR	970	474	NR
455	8956	NR	585	29834	NR	715	9162	NR	845	864	NR	975	478	NR
460	8133	NR	590	31413	NR	720	8146	NR	850	828	NR	980	905	NR
465	7252	NR	595	32655	NR	725	7155	NR	855	921	NR	985	639	NR
470	6556	NR	600	34084	NR	730	6272	NR	860	633	NR	990	838	NR
475	6915	NR	605	35555	NR	735	5418	NR	865	816	NR	995	621	NR
480	7734	NR	610	36593	NR	740	4870	NR	870	767	NR	1000	903	NR
485	8748	NR	615	37350	NR	745	4295	NR	875	601	NR			

REPORT NUMBER: SP1-2106-271-1

Scotopic Flux vs. Wavelength



Scotopic Lumens: 2290.1

S/P: 1.28

λ (nm)	Power (µW/nm)	Lumens (φ/nm)	λ (nm)	Power (µW/nm)	Lumens (φ/nm)	λ (nm)	Power (µW/nm)	Lumens (φ/nm)	λ (nm)	Power (µW/nm)	Lumens (φ/nm)	λ (nm)	Power (µW/nm)	Lumens (φ/nm)
360	649	NR	490	9819	NR	620	37806	NR	750	3792	NR	880	778	NR
365	535	NR	495	10995	NR	625	38173	NR	755	3383	NR	885	829	NR
370	546	NR	500	12186	NR	630	37677	NR	760	3071	NR	890	745	NR
375	624	NR	505	13274	NR	635	36852	NR	765	2656	NR	895	648	NR
380	611	NR	510	14396	NR	640	35711	NR	770	2297	NR	900	661	NR
385	569	NR	515	15467	NR	645	34820	NR	775	2076	NR	905	740	NR
390	512	NR	520	16543	NR	650	33278	NR	780	1860	NR	910	635	NR
395	465	NR	525	17716	NR	655	31397	NR	785	1717	NR	915	683	NR
400	418	NR	530	18837	NR	660	29663	NR	790	1494	NR	920	620	NR
405	411	NR	535	19916	NR	665	27479	NR	795	1276	NR	925	580	NR
410	439	NR	540	20679	NR	670	25115	NR	800	1183	NR	930	717	NR
415	565	NR	545	21563	NR	675	22916	NR	805	1161	NR	935	780	NR
420	866	NR	550	22521	NR	680	20799	NR	810	1065	NR	940	630	NR
425	1393	NR	555	23411	NR	685	18810	NR	815	970	NR	945	433	NR
430	2399	NR	560	24238	NR	690	16831	NR	820	1013	NR	950	676	NR
435	4305	NR	565	25148	NR	695	14867	NR	825	970	NR	955	802	NR
440	7544	NR	570	26216	NR	700	13210	NR	830	769	NR	960	645	NR
445	11003	NR	575	27219	NR	705	11593	NR	835	894	NR	965	620	NR
450	11015	NR	580	28466	NR	710	10403	NR	840	893	NR	970	474	NR
455	8956	NR	585	29834	NR	715	9162	NR	845	864	NR	975	478	NR
460	8133	NR	590	31413	NR	720	8146	NR	850	828	NR	980	905	NR
465	7252	NR	595	32655	NR	725	7155	NR	855	921	NR	985	639	NR
470	6556	NR	600	34084	NR	730	6272	NR	860	633	NR	990	838	NR
475	6915	NR	605	35555	NR	735	5418	NR	865	816	NR	995	621	NR
480	7734	NR	610	36593	NR	740	4870	NR	870	767	NR	1000	903	NR
485	8748	NR	615	37350	NR	745	4295	NR	875	601	NR			

REPORT NUMBER: SP1-2106-271-1

Melanopic Flux vs. Wavelength



Melanopic Lumens: 849.3 S/P: 0.48

λ (nm)	Power (µW/nm)	Lumens (φ/nm)	λ (nm)	Power (µW/nm)	Lumens (φ/nm)	λ (nm)	Power (µW/nm)	Lumens (φ/nm)	λ (nm)	Power (µW/nm)	Lumens (φ/nm)	λ (nm)	Power (µW/nm)	Lumens (φ/nm)
360	649	NR	490	9819	NR	620	37806	NR	750	3792	NR	880	778	NR
365	535	NR	495	10995	NR	625	38173	NR	755	3383	NR	885	829	NR
370	546	NR	500	12186	NR	630	37677	NR	760	3071	NR	890	745	NR
375	624	NR	505	13274	NR	635	36852	NR	765	2656	NR	895	648	NR
380	611	NR	510	14396	NR	640	35711	NR	770	2297	NR	900	661	NR
385	569	NR	515	15467	NR	645	34820	NR	775	2076	NR	905	740	NR
390	512	NR	520	16543	NR	650	33278	NR	780	1860	NR	910	635	NR
395	465	NR	525	17716	NR	655	31397	NR	785	1717	NR	915	683	NR
400	418	NR	530	18837	NR	660	29663	NR	790	1494	NR	920	620	NR
405	411	NR	535	19916	NR	665	27479	NR	795	1276	NR	925	580	NR
410	439	NR	540	20679	NR	670	25115	NR	800	1183	NR	930	717	NR
415	565	NR	545	21563	NR	675	22916	NR	805	1161	NR	935	780	NR
420	866	NR	550	22521	NR	680	20799	NR	810	1065	NR	940	630	NR
425	1393	NR	555	23411	NR	685	18810	NR	815	970	NR	945	433	NR
430	2399	NR	560	24238	NR	690	16831	NR	820	1013	NR	950	676	NR
435	4305	NR	565	25148	NR	695	14867	NR	825	970	NR	955	802	NR
440	7544	NR	570	26216	NR	700	13210	NR	830	769	NR	960	645	NR
445	11003	NR	575	27219	NR	705	11593	NR	835	894	NR	965	620	NR
450	11015	NR	580	28466	NR	710	10403	NR	840	893	NR	970	474	NR
455	8956	NR	585	29834	NR	715	9162	NR	845	864	NR	975	478	NR
460	8133	NR	590	31413	NR	720	8146	NR	850	828	NR	980	905	NR
465	7252	NR	595	32655	NR	725	7155	NR	855	921	NR	985	639	NR
470	6556	NR	600	34084	NR	730	6272	NR	860	633	NR	990	838	NR
475	6915	NR	605	35555	NR	735	5418	NR	865	816	NR	995	621	NR
480	7734	NR	610	36593	NR	740	4870	NR	870	767	NR	1000	903	NR
485	8748	NR	615	37350	NR	745	4295	NR	875	601	NR			

REPORT NUMBER: SP1-2106-271-1

TM-30-18

Summary

$R_f = 93.1$
 $R_g = 98.2$
 CIE $R_a = 92.5$
 $R_9 = 58.3$



Color Vector Graphics



REPORT NUMBER: SP1-2106-271-1

TM-30-18

Individual Sample Fidelity Index ($R_{f,i}$)

CES01 = 86	CES26 = 94	CES51 = 98	CES76 = 91
CES02 = 64	CES27 = 95	CES52 = 98	CES77 = 91
CES03 = 32	CES28 = 97	CES53 = 96	CES78 = 90
CES04 = 70	CES29 = 95	CES54 = 96	CES79 = 94
CES05 = 51	CES30 = 98	CES55 = 96	CES80 = 94
CES06 = 52	CES31 = 96	CES56 = 95	CES81 = 83
CES07 = 44	CES32 = 91	CES57 = 94	CES82 = 97
CES08 = 43	CES33 = 97	CES58 = 95	CES83 = 96
CES09 = 29	CES34 = 96	CES59 = 97	CES84 = 96
CES10 = 76	CES35 = 98	CES60 = 96	CES85 = 85
CES11 = 59	CES36 = 91	CES61 = 95	CES86 = 84
CES12 = 66	CES37 = 95	CES62 = 95	CES87 = 93
CES13 = 44	CES38 = 96	CES63 = 94	CES88 = 95
CES14 = 74	CES39 = 99	CES64 = 93	CES89 = 86
CES15 = 72	CES40 = 98	CES65 = 90	CES90 = 96
CES16 = 48	CES41 = 98	CES66 = 91	CES91 = 86
CES17 = 50	CES42 = 97	CES67 = 91	CES92 = 83
CES18 = 57	CES43 = 97	CES68 = 92	CES93 = 90
CES19 = 72	CES44 = 99	CES69 = 94	CES94 = 80
CES20 = 68	CES45 = 99	CES70 = 90	CES95 = 87
CES21 = 87	CES46 = 96	CES71 = 90	CES96 = 93
CES22 = 79	CES47 = 94	CES72 = 96	CES97 = 96
CES23 = 92	CES48 = 93	CES73 = 87	CES98 = 94
CES24 = 91	CES49 = 97	CES74 = 92	CES99 = 91
CES25 = 72	CES50 = 98	CES75 = 90	



REPORT NUMBER: SP1-2106-271-1

TM-30-18

Color Rendition by Hue-Angle Bin



REPORT NUMBER: SP1-2106-271-1

TM-30-18

Measure Comparisons



(END OF REPORT)